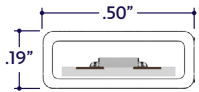


GENERAL FEATURES

| | |
|---------------------------|---|
| Applications | Accent, Decorative, Surface, Recessed, Pendant Lighting |
| Viewing angle | 120° |
| Length | Built to Order (+/- 1/2" Tolerance) |
| Assembly Increment | 4" |
| Mounting | Mounting Channel or Mounting Clips (Sold Separately) |
| Listing | UL 1598 CSA C22.2#250 |
| Closet Rating | Up to 3.6 Watts per Foot Maximum |
| Installation Link | |

END VIEW / DIMENSIONS



LAMP FEATURES

| | |
|------------------|--------------------|
| Lamp Type | LEDs |
| CRI | > 82 |
| Efficacy | 57 Lumens per Watt |

LAMP SPECIFICATIONS

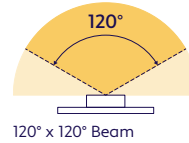
| Lamp Number | Correlated Color Temperature / Description | Efficacy (Lumens per Watt) | L70 LED Life |
|-------------|--|----------------------------|--------------|
| 24K | 2400 Kelvin (Warm White) | 57 | 50,000 hrs. |
| 27K | 2700 Kelvin (Warm White) | 57 | |
| 30K | 3000 Kelvin (Warm White) | 57 | |
| 35K | 3500 Kelvin (Warm White) | 57 | |
| 40K | 4000 Kelvin (Cool White) | 57 | |
| 45K | 4500 Kelvin (Cool White) | 57 | |

To calculate Lumens per Foot, multiply Efficacy by Watts per Foot.
Example: 57 Lumens per Watt x 2 Watts per Foot = 114 Lumens per Foot.

ELECTRICAL

| | |
|--------------------------|-----------------------|
| Dimming | Forward Phase (TRIAC) |
| Maximum Run | 80' |
| Luminaire Voltage | 120V |

BEAM ANGLE



SPECIFY PRODUCT CODE | CHOOSE FROM DROP DOWNS

| Series | Watts per Foot | CCT LED | Listing | Luminaire Length ³ |
|--------------------------|---|----------------------------|-----------------------------|---------------------------------|
| A8-ZAMO-TAPE | | | | |
| ZAMO Tape (A8-ZAMO-TAPE) | 1.5 Watts (1.5W) 85 Lumens / ft ¹ | 2400K (24K) 2700K (27K) | Indoor (DRY) | Specify Length in 4" Increments |
| | 2 Watts (2W) 114 Lumens / ft ¹ | 3000K (30K) 3500K (35K) | Outdoor* ² (WET) | |
| | 4 Watts (4W) 228 Lumens / ft ¹ | 4000K (40K) 5000K (50K) | | |

¹ Lumens per Foot based on 35K CCT LED.
Example: 57 Lumens x 2 Watts = 114 Lumens per Foot.
² Run lengths are required for Wet Location products. Provide run lengths at time of order.
³ Specify Length in 4" increments. Lengths that deviate from the assembly increment will be sized to the nearest smaller increment.



PRODUCTS IN ZAMO FAMILY

Note: Click on product thumbnail to see Specification Submittal

| | | | | | | | | | | | | | | | | | | | |
|---|---|-----------------------------|-------------|------|---|-----------------|----------|-------------|---|---|-----------------|----------|-------------|---|---|-----------------|----------|-------------|---|
| | | | | | | | | | | | | | | | | | | | |
| <p>↓</p> <table border="1"> <tr><td>Material</td><td>Flexible Polycarbonate Tube</td></tr> <tr><td>Lens</td><td>None</td></tr> </table> | Material | Flexible Polycarbonate Tube | Lens | None | <p>↓</p> <table border="1"> <tr><td>Material</td><td>Aluminum</td></tr> <tr><td>Lens</td><td>Clear 50% Semi-Frosted 100% Frosted</td></tr> </table> | Material | Aluminum | Lens | Clear 50% Semi-Frosted 100% Frosted | <p>↓</p> <table border="1"> <tr><td>Material</td><td>Aluminum</td></tr> <tr><td>Lens</td><td>Clear 50% Semi-Frosted 100% Frosted</td></tr> </table> | Material | Aluminum | Lens | Clear 50% Semi-Frosted 100% Frosted | <p>↓</p> <table border="1"> <tr><td>Material</td><td>Aluminum</td></tr> <tr><td>Lens</td><td>Clear 50% Semi-Frosted 100% Frosted</td></tr> </table> | Material | Aluminum | Lens | Clear 50% Semi-Frosted 100% Frosted |
| Material | Flexible Polycarbonate Tube | | | | | | | | | | | | | | | | | | |
| Lens | None | | | | | | | | | | | | | | | | | | |
| Material | Aluminum | | | | | | | | | | | | | | | | | | |
| Lens | Clear 50% Semi-Frosted 100% Frosted | | | | | | | | | | | | | | | | | | |
| Material | Aluminum | | | | | | | | | | | | | | | | | | |
| Lens | Clear 50% Semi-Frosted 100% Frosted | | | | | | | | | | | | | | | | | | |
| Material | Aluminum | | | | | | | | | | | | | | | | | | |
| Lens | Clear 50% Semi-Frosted 100% Frosted | | | | | | | | | | | | | | | | | | |

MOUNTING ACCESSORIES (Sold Separately)

| <p>↓</p> <table border="1"> <thead> <tr><th>Part #</th><th>Qty.</th></tr> </thead> <tbody> <tr><td>A8-ZAMO-TAPE-MC</td><td></td></tr> </tbody> </table> | Part # | Qty. | A8-ZAMO-TAPE-MC | | <p>↓</p> <table border="1"> <thead> <tr><th>Part #</th><th>Qty.</th></tr> </thead> <tbody> <tr><td>A8-ZAMO-TAPE-UC-8'</td><td></td></tr> </tbody> </table> | Part # | Qty. | A8-ZAMO-TAPE-UC-8' | |
|---|--------|------|-----------------|--|--|--------|------|--------------------|--|
| Part # | Qty. | | | | | | | | |
| A8-ZAMO-TAPE-MC | | | | | | | | | |
| Part # | Qty. | | | | | | | | |
| A8-ZAMO-TAPE-UC-8' | | | | | | | | | |

Note: Use 1 mounting clip per 6", rounded up. Click on image to see cut sheet for additional details.

Note: Order Mounting Channel as needed in 8', field cuttable lengths.

CONNECTORS & END CAP (Sold Separately)

| <p>6' Power Connector (A8-ZAMO-TAPE-PC-6')</p> <table border="1"> <thead> <tr><th>Part #</th><th>Qty.</th></tr> </thead> <tbody> <tr><td>A8-ZAMO-TAPE-PC-6'</td><td></td></tr> </tbody> </table> | Part # | Qty. | A8-ZAMO-TAPE-PC-6' | | <p>12' Jumper Cable (A8-ZAMO-TAPE-JC-12')</p> <table border="1"> <thead> <tr><th>Part #</th><th>Qty.</th></tr> </thead> <tbody> <tr><td>A8-ZAMO-TAPE-JC-12'</td><td></td></tr> </tbody> </table> | Part # | Qty. | A8-ZAMO-TAPE-JC-12' | | <p>Lightstrip End Cap (A8-ZAMO-EC)</p> <table border="1"> <thead> <tr><th>Part #</th><th>Qty.</th></tr> </thead> <tbody> <tr><td>A8-ZAMO-EC</td><td></td></tr> </tbody> </table> | Part # | Qty. | A8-ZAMO-EC | |
|--|--------|------|--------------------|--|--|--------|------|---------------------|--|--|--------|------|------------|--|
| Part # | Qty. | | | | | | | | | | | | | |
| A8-ZAMO-TAPE-PC-6' | | | | | | | | | | | | | | |
| Part # | Qty. | | | | | | | | | | | | | |
| A8-ZAMO-TAPE-JC-12' | | | | | | | | | | | | | | |
| Part # | Qty. | | | | | | | | | | | | | |
| A8-ZAMO-EC | | | | | | | | | | | | | | |

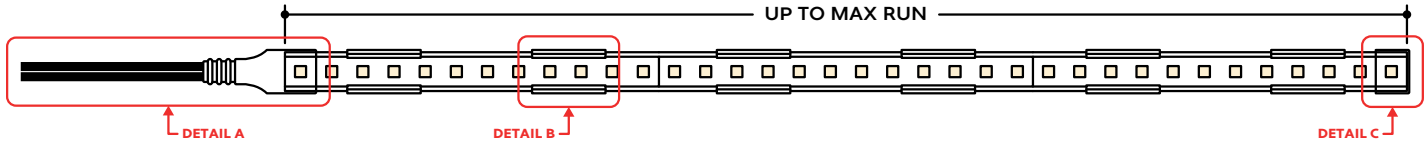
Note: Use 1 Power Connector per run. Connectors are factory installed to each specified length.

Note: Use Jumper Cables as needed. Jumpers are factory installed to each specified length. Specify location of jumpers at time of order.

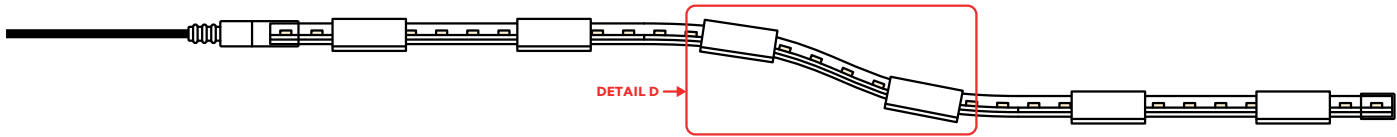
Note: Use 1 End Cap per run. End Caps are factory installed to each specified length.

DESIGN GUIDELINES

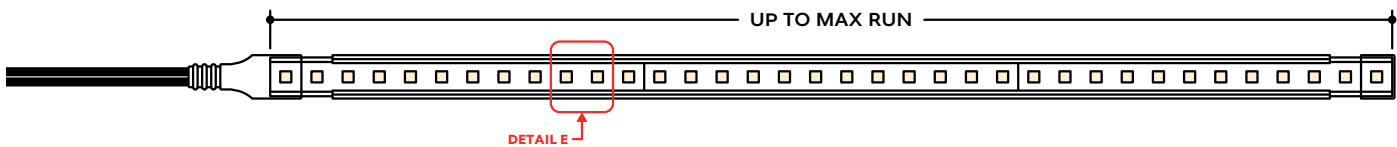
Run with Mounting Clips



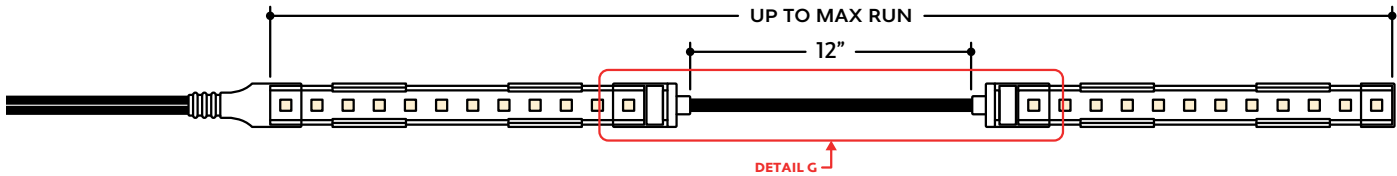
Run with Mounting Clips (Side View)



Run with Mounting Channel



Runs with Jumper Cable

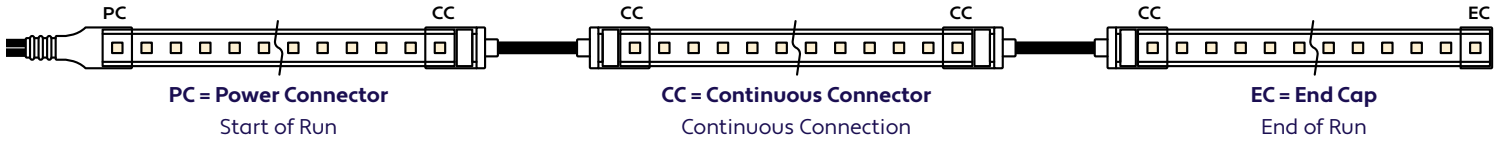


KEY

- Detail A Power Connector:** Connects the lighting to line voltage power source.
- Detail B Mounting Clip:** Used for curved application to hold the lightstrip at various points.
- Detail C End Cap:** Used to terminate a run.
- Detail D Flexible Lightstrip:** The lightstrip is able to vertically bend around curves and contour to the installation area.
- Detail E Mounting Channel:** Used for linear applications to keep the run straight.
- Detail F Channel Clip:** Used to hold lightstrip inside the mounting channel, when light is facing downward or outward.
- Detail G Jumper Cable:** Used to span a corner or traverse a gap, corner, or obstacle in the installation area.

Note: Drawings not to scale. Product may differ from examples shown.

CONNECTION SEQUENCE

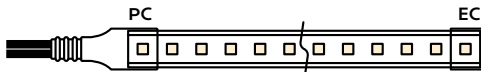


- Specifying a layout is not required to place an order.
- Configuration code applies to full length ordered and will be built per the Continuous Run models on Design Guidelines.
- Connector type subject to change based on availability and listing. Refer to Design Guidelines for details.

HOW TO SPECIFY CONFIGURATIONS

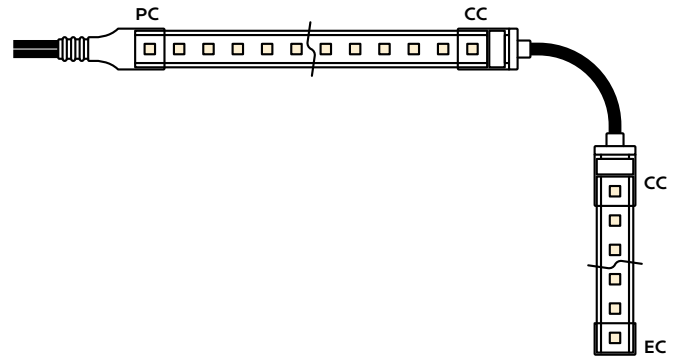
Example: 20' Straight Run

- 1x A8-ZAMO-TAPE-2W-30K-DRY-20'-PC-EC



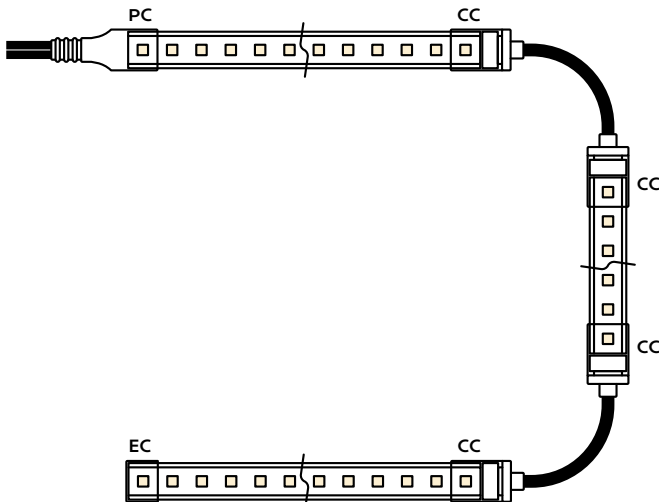
Example: 25' L-Shaped Run

- 1x A8-ZAMO-TAPE-2W-30K-DRY-12'-PC-CC
- 1x A8-ZAMO-TAPE-2W-30K-DRY-6'-CC-EC



Example: 30' U-Shaped Run

- 1x A8-ZAMO-TAPE-2W-30K-DRY-6'-PC-CC
- 1x A8-ZAMO-TAPE-2W-30K-DRY-18'-CC-CC
- 1x A8-ZAMO-TAPE-2W-30K-DRY-6'-CC-EC



Example: 28' Rectangle Shaped Run

- 1x A8-ZAMO-TAPE-2W-30K-DRY-11'-PC-CC
- 1x A8-ZAMO-TAPE-2W-30K-DRY-3'-CC-CC
- 1x A8-ZAMO-TAPE-2W-30K-DRY-11'-CC-CC
- 1x A8-ZAMO-TAPE-2W-30K-DRY-3'-CC-EC

